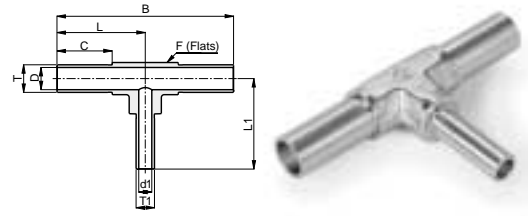


HAM-LET HTC[®]
HI TECH COMPONENTS
NEW PRODUCTS



TWR-W
TEE REDUCER
 Without Shoulder



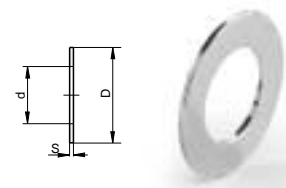
Ordering Information	L		L1		B		d		d1		C		F	T	T1	W.T.	W.T. 1
	mm	in	mm	in	mm	in	mm	in	mm	in	mm	in	in	in/mm	in/mm	in/mm	in/mm
P-TWR-3/8X1/4-W	30.48	1.20	31.24	1.23	60.96	2.40	7.73	0.30	4.56	0.18	19.05	0.75	7/16"	3/8"	1/4"	0.035"	0.035"
P-TWR-1/2X1/4-W	34.04	1.34	34.04	1.34	68.08	2.68	10.20	0.40	4.56	0.18	19.05	0.75	11/16"	1/2"	1/4"	0.049"	0.035"
P-TWR-1/2X3/8-W	34.04	1.34	34.04	1.34	68.08	2.68	10.20	0.40	7.73	0.30	19.05	0.75	11/16"	1/2"	3/8"	0.049"	0.035"
P-TWR-3/4X1/4-W W.T.=.049X.035	37.10	1.46	37.10	1.46	74.20	2.92	16.56	0.65	4.56	0.18	19.05	0.75	15/16"	3/4"	1/4"	0.049"	0.035"
P-TWR-3/4X1/4-W W.T.=.065X.035	37.10	1.46	37.10	1.46	74.20	2.92	15.81	0.62	4.56	0.18	19.05	0.75	15/16"	3/4"	1/4"	0.065"	0.035"
P-TWR-3/4X1/2-W W.T.=.049	37.10	1.46	37.10	1.46	74.20	2.92	16.56	0.65	10.20	0.40	19.05	0.75	15/16"	3/4"	1/2"	0.049"	0.049"
P-TWR-12MMX6MM-W	34.04	1.34	34.04	1.34	68.08	2.68	10.00	0.39	4.00	0.16	19.05	0.75	11/16"	12mm	6mm	1mm	1mm

ORDERING INFORMATION - TWR-W

<p>Ordering information out of table above</p>	<p>Finish Designator</p> <p>E - Electropolish H - Without Electropolish</p>

Dimensions are for reference only, and are subject to change without notice.
 When ordering, be sure to add the Surface-Finish Designator (either H or E) to the part Number. (See Material Table, Ham-Let Catalog printed 10/2006, page 115).

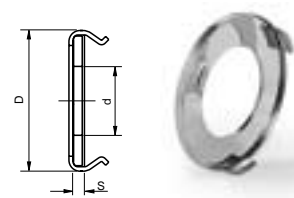
GA
GASKET



UNPLATED GASKET							
Ordering Information	D		d		S		Face Seal
	mm	in	mm	in	mm	in	
GA-1/4 - E	11.90	0.47	5.60	0.22	0.70	0.028	1/4"
GA-1/2 - E	19.80	0.78	11.20	0.44	0.70	0.028	1/2"

SILVER PLATED GASKET							
Ordering Information	D		d		S		Face Seal
	mm	in	mm	in	mm	in	
GA-1/4-SILVER PLATED	11.90	0.47	5.60	0.22	0.70	0.028	1/4"
GA-1/2-SILVER PLATED	19.80	0.78	11.20	0.44	0.70	0.028	1/2"
GA-3/4-SILVER PLATED	29.00	1.14	16.80	0.66	0.70	0.028	3/4"
GA-1"-SILVER PLATED	35.60	1.40	22.60	0.89	0.70	0.028	1"

GA-RT
RETAINED GASKET



UNPLATED RETAINED GASKET							
Ordering Information	D		d		S		Face Seal
	mm	in	mm	in	mm	in	
GA-1/4 - RT-E	12.70	0.50	6.10	0.24	0.70	0.028	1/4"
GA-1/2 - RT-E	20.10	0.79	11.10	0.44	0.70	0.028	1/2"

SILVER PLATED RETAINED GASKET							
Ordering Information	D		d		S		Face Seal
	mm	in	mm	in	mm	in	
GA-1/4-RT-SILVER PLATED	12.70	0.50	6.10	0.24	0.70	0.028	1/4"
GA-1/2-RT-SILVER PLATED	20.10	0.79	11.10	0.44	0.70	0.028	1/2"
GA-3/4-RT-SILVER PLATED	29.00	1.14	16.80	0.66	0.70	0.028	3/4"
GA-1"-RT-SILVER PLATED	35.60	1.40	22.60	0.89	0.70	0.028	1"

ORDERING INFORMATION - GASKET

SS	GA	1/2"	RT	Silver Plated
Material Designator	Type	Size Designator	Configuration	Finish Designator
Ni - Nickel SS - Stainless Steel	GA - Gasket	1/4" 1/2" 3/4" 1"	Blank - Unretained RT - Retained	Silver plated E - Electropolish

Dimensions are for reference only, and are subject to change without notice.

When ordering, be sure to add the Surface-Finish Designator (either H or E) to the part Number. (See Material Table, Ham-Let Catalog printed 10/2006, page 115).